



**SKÄRPVERKTYG AB**

## **ARBETSBELYSNING**



## FP-70R-L SERIES

\* FINNS I LAGER

*LED driver is built in the lamp head*

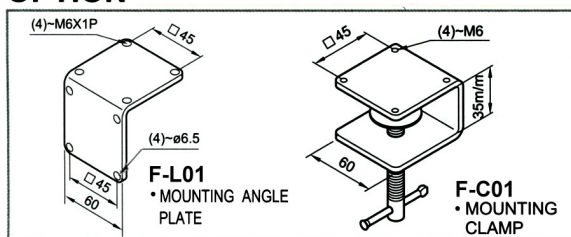
Low voltage power AC24V or DC24V is available.

Also, special voltage can be specified.

### Feature

- Various lighting angles to select 25°, 60° and 80°.
- Standard lighting angle is 60°.
- Power of each LED bulb is 2W x 6 pcs.
- LED driver can be externally mounted for increasing LED bulbs.
- Reinforced lense for high crack-resistance.
- Well prevention for explosion, dust, coolant and lubricant.
- Furnished with 1.8 meters of cord without plug.
- Applicable for semiconductor manufacturing equipment and clean room.
- Free of infrared ray and ultraviolet ray radiation.

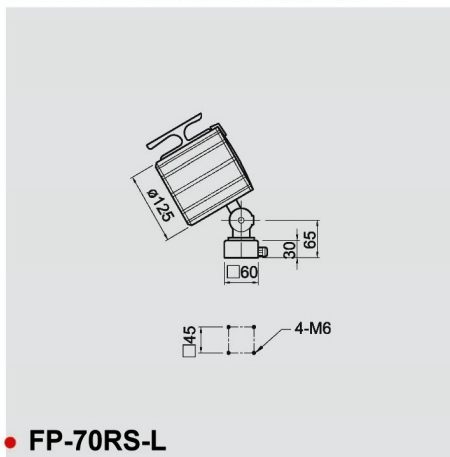
### OPTION



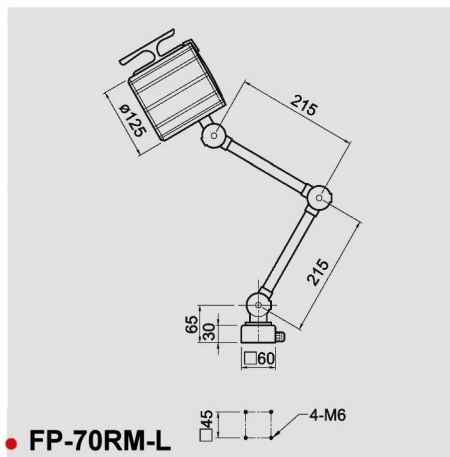
• FP-70RS-L \* FP-70RM-L \* FP-70RL-L

Unit:mm

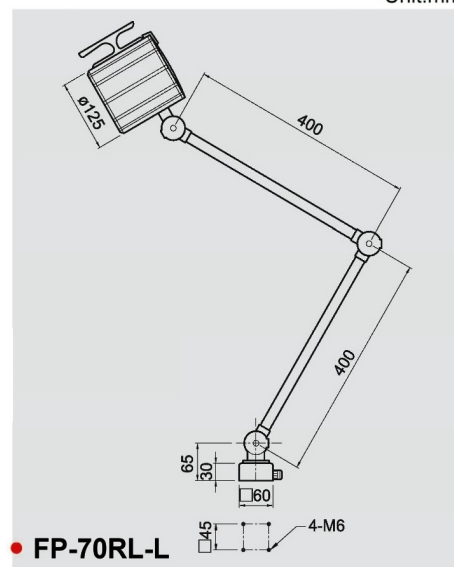
### DIMENSION DRAWINGS



• FP-70RS-L

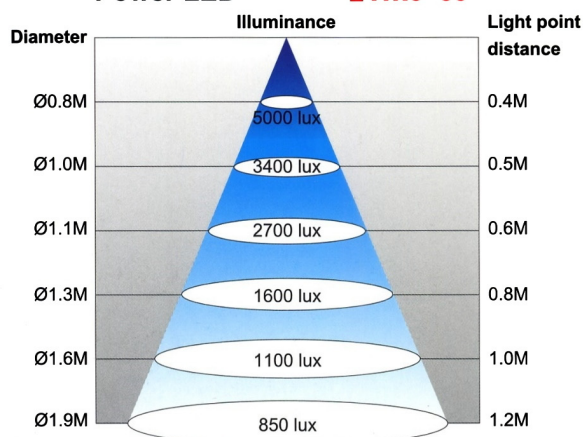


• FP-70RM-L

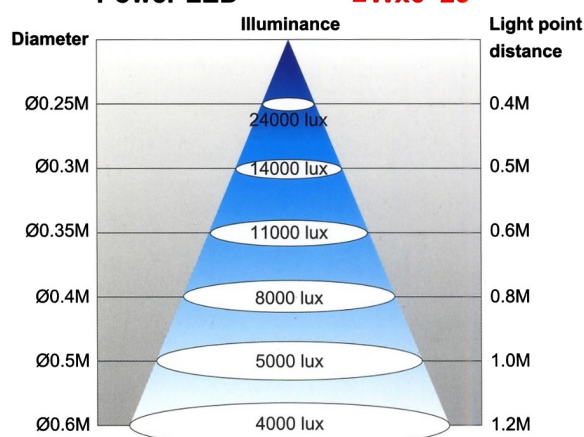


• FP-70RL-L

### Power LED 2Wx6 60°



### Power LED 2Wx6 25°



## FP-70RNT-L SERIES

### LED driver is built in the base

Equipped with a LED driver for directly connecting to voltage of AC power. (100V~240V) (50Hz/60Hz) with plug.

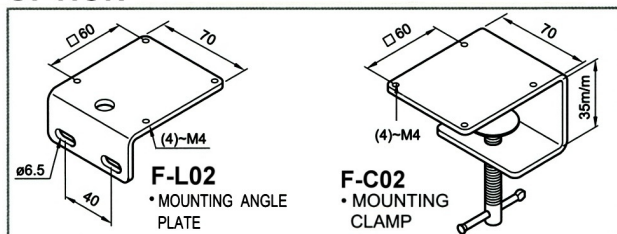
### Feature

- Various lighting angles to select 25°, 60° and 80°.  
Standard lighting angle is 60°.
- Power of each LED bulb is 2W x 6 pcs.
- LED driver can be externally mounted for increasing LED bulbs.
- Reinforced lense for high crack-resistance.
- Well prevention for explosion, dust, coolant and lubricant.
- Applicable for semiconductor manufacturing equipment and clean room.
- Free of infrared ray and ultraviolet ray radiation.

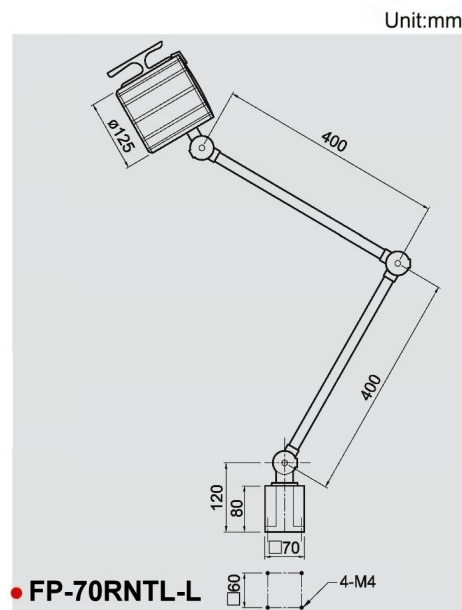
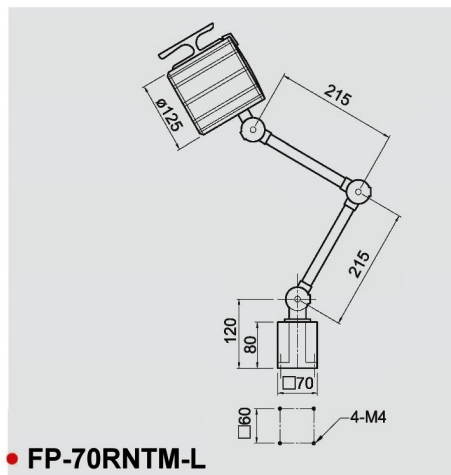
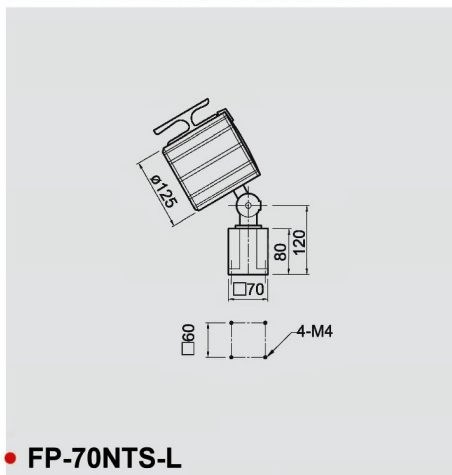


• FP-70NTS-L • FP-70RNTM-L • FP-70RNTL-L

### OPTION

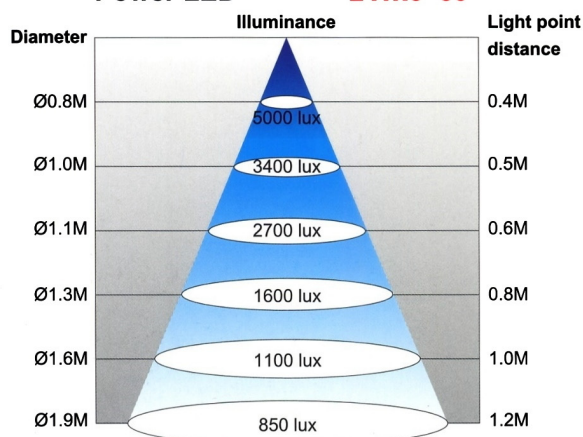


### DIMENSION DRAWINGS

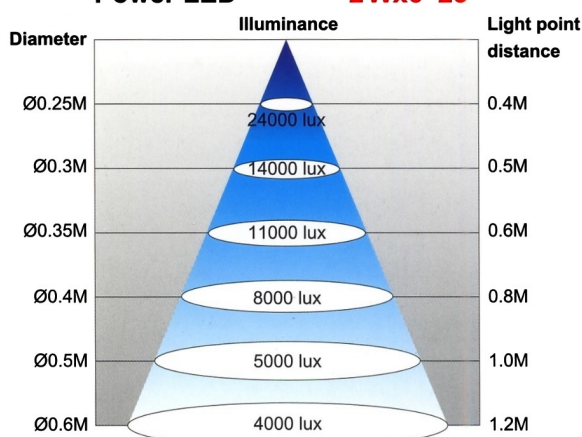


Unit:mm

### Power LED 2Wx6 60°



### Power LED 2Wx6 25°





## FP-55RNT-L SERIES

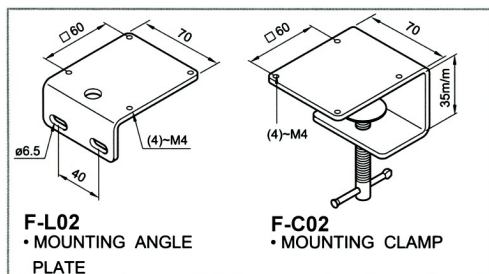
### LED driver is built in the base

Equipped with a LED driver for directly connecting to voltage of AC power. (100V~240V) (50Hz/60Hz) with 1.8 meters of cord and plug. (For high voltage)

### Feature

- Various lighting angles to select 25°, 60° and 80°.  
Standard lighting angle is 60°.
- Power of each LED bulb is 2W x 6 pcs.
- Reinforced lense for high crack-resistance.
- Well prevention for explosion, dust, coolant and lubricant.
- Long service life up to 40,000 lighting hours.
- Applicable for semiconductor manufacturing equipment and clean room.
- Free of infrared ray and ultraviolet ray radiation.

### OPTION



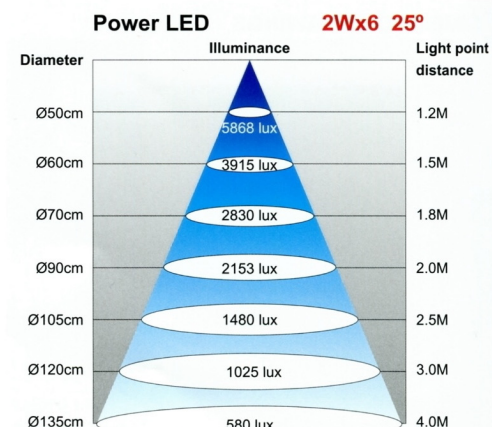


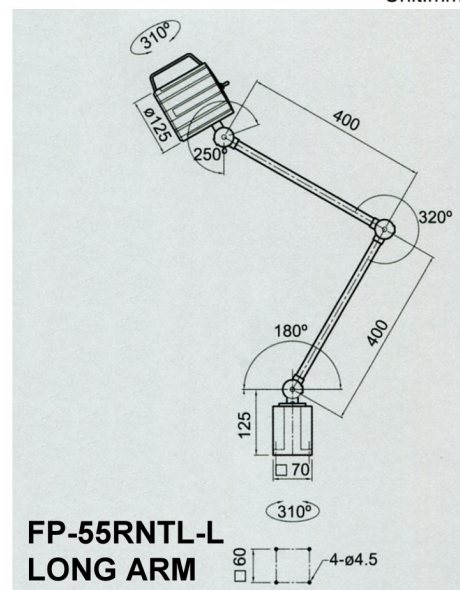
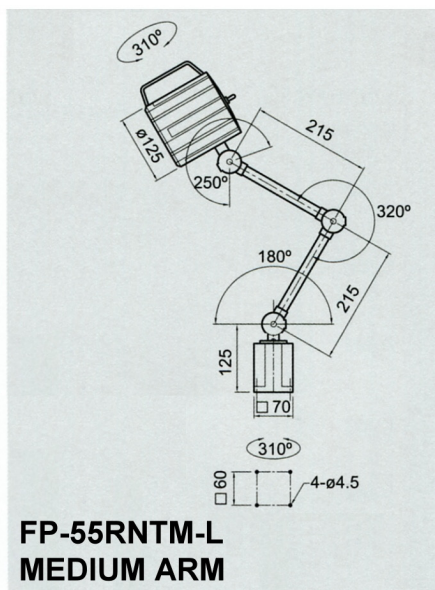
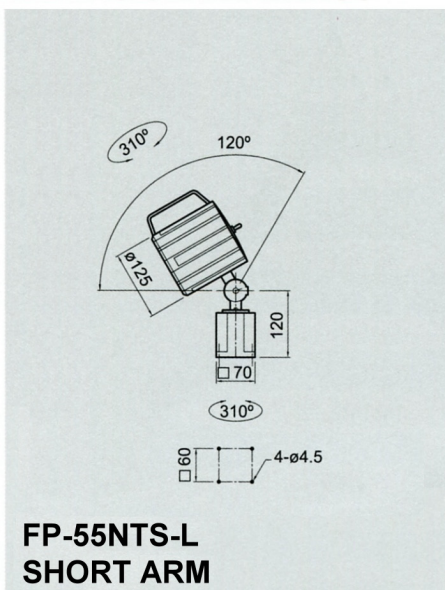
• FP-55NTS-L



• FP-55RNTM-L \* FP-55RNTL-L

Unit:mm

### DIMENSION DRAWINGS





# LED WORK LIGHT

## FP-20FT/35FT-L SERIES

IP20

### Feature

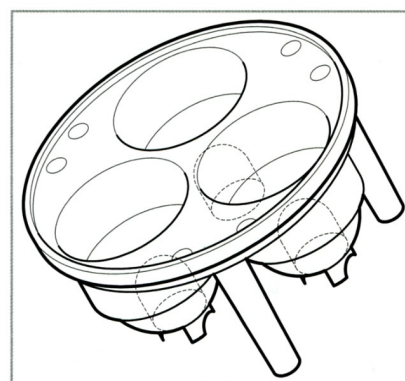
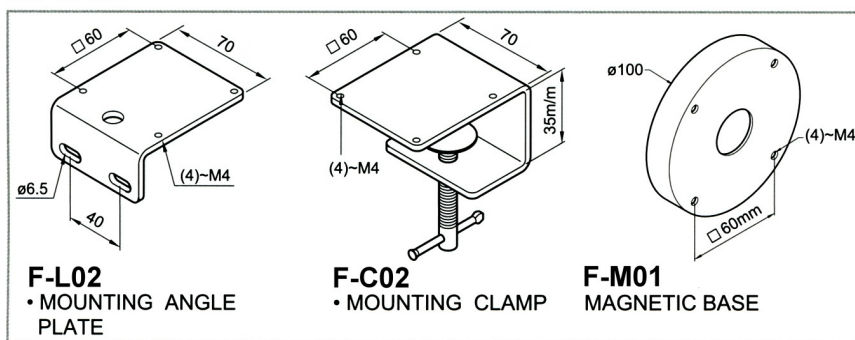
- Engineering plastic shade and base provide complete insulation for maximum operator safety.
- Power source available: AC 100V~240V 50/60Hz.
- Low voltage 24 volt AC/DC operation without danger of electric shock.
- Driver built in base.
- 1Wx3 pcs.
- Available with magnetic base.
- Mounting angle plate. (optional)
- Double shades design permits fast heat dissipation.
- Length available: 500, 600, 700 and 900 mm.
- The gooseneck arm provides vibration resistance performance.
- Economical model, yet quality constructed. Ideally suited to machine tools and machinery without big working area.



- Gooseneck arm
- 30°, 45° or 60° lighting angle
- Built-in driver
- Lighting reaches any direction
- Custom lighting angle is available

• FP-20FT-L \* FP-35FT-L

### OPTION

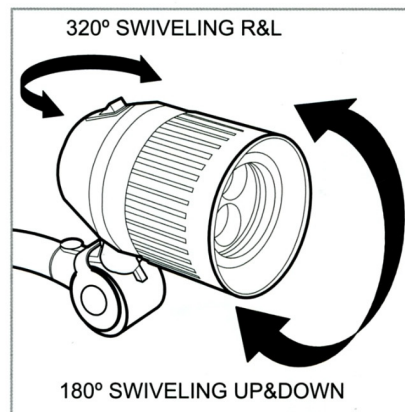
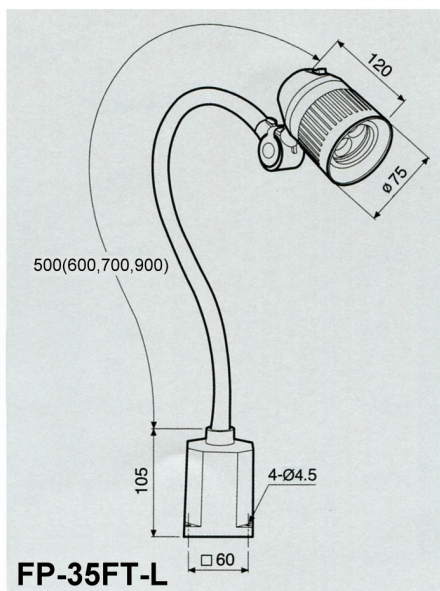
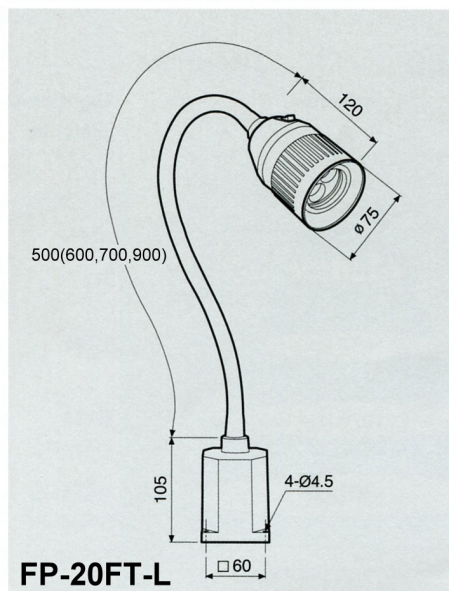


### 30°, 45° or 60° Lighting Angle

By simply changing the bulb holder, you can get 30°, 45° or 60° lighting angle.

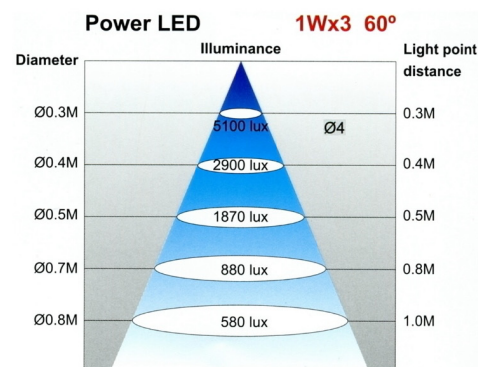
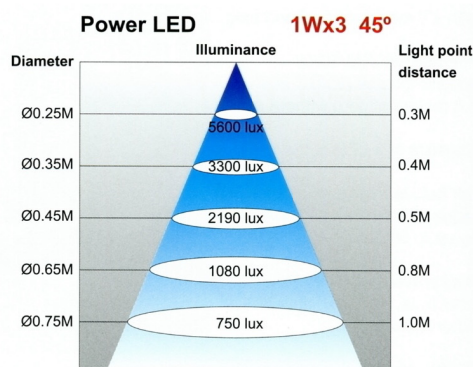
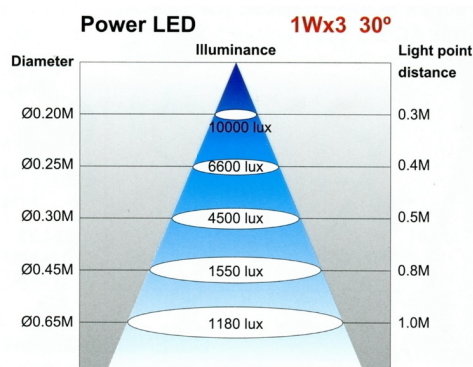
### DIMENSION DRAWINGS

Unit:mm



### Convenient Head Swiveling (FP-35FT-L)

The head permits swiveling to any direction or fixed securely at a position.





**IP65**

*LED driver  
is built  
in the base*

• FP-50RTL-L

• FP-50RTM-L

**LED driver  
is built  
in the base**

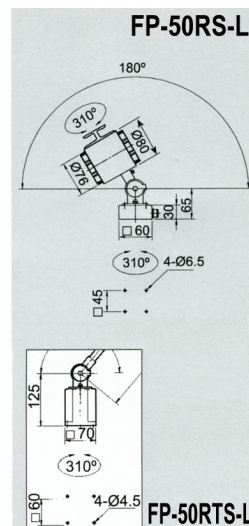
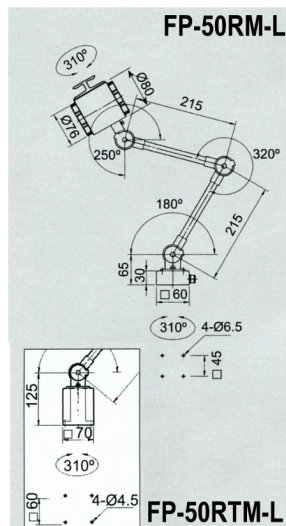
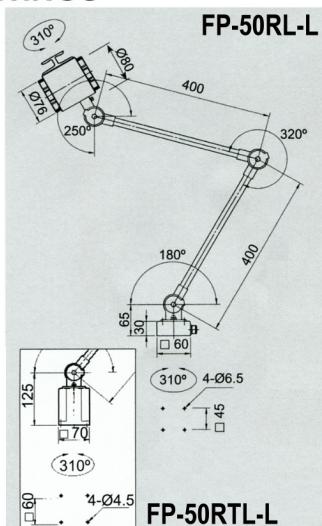
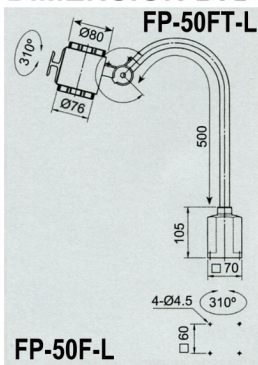
- **FP-50RTM-L**

- **FP-50RTL-L**



The light switch is standard.  
Less switch is available  
upon request.

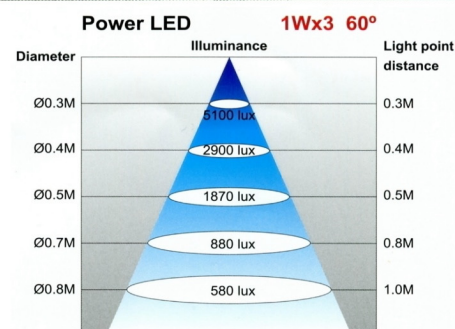

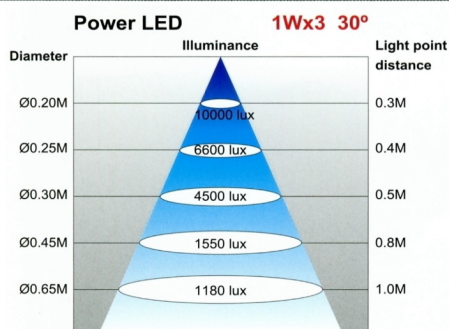
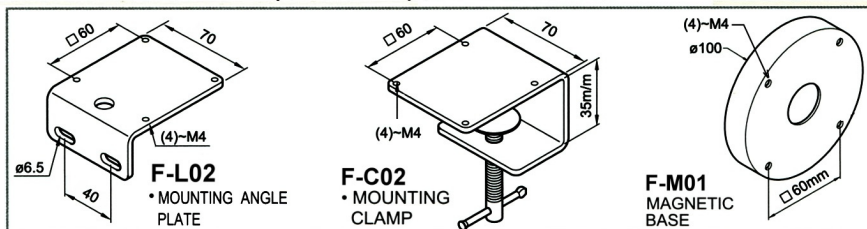
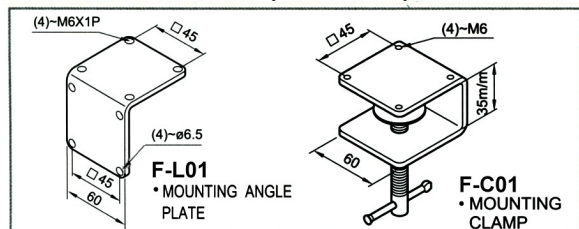
## DIMENSION DRAWINGS



- FP-50FT-L /50RTL-L /50RTM-L /50RTS-L accommodates AC 100V~240V with 1.8 meters of cord and plug.
- FP-50F-L /50RL-L /50RM-L /50RS-L accommodates AC/DC 24V with 1.8 meters of cord without plug.
- Consists of 3 LED bulbs.(1W)

- Well prevention for water, lubricants, coolants, dust and other liquids.
- Double shades design permits fast heat dissipation.
- Articulated arm provides vibration resistance.

**70mm SQUARE BASE (OPTIONAL)** (for AC 100V~240V)






## FP-W-L SERIES


### Feature

- Equipped with a LED driver for directly connecting to voltage of AC power. (100V~240V) (50Hz/60Hz) with plug. (For high voltage)
- Low voltage power AC24V or DC24V is available. Also, special voltage can be specified.
- LED driver can be externally mounted for increasing LED bulbs.
- Reinforced lense for high crack-resistance.
- Reinforced lense provides clear (transparent) or sand blasted (foggy) surface to choose from.
- Well prevention for explosion, dust, coolant and lubricants.
- Furnished with 1.8 meters of cord without plug. (For low voltage)
- Long service life up to 40,000 lighting hours.
- Applicable for semiconductor manufacturing equipment and clean room.
- Suitable for temperature range  $-30^{\circ} \sim +60^{\circ}$
- Free of infrared ray and ultraviolet ray radiation.
- Anti-irritation lens grid is fitted as a standard accessory.
- 40,000 lighting hours.
- Glass light tube is standard.
- PC or acrylic light tube is optional.



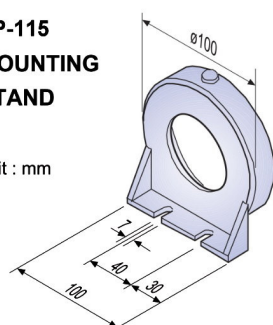
### BUILT - IN BALLAST SERIES:

MODEL	WATT	Illuminance	A	C	D
* FP15-W082DB-L	14W x 1	1.0M / 530 lx	380 m/m	408 m/m	424 m/m
FP15-W18DB-L	14W x 1	1.0M / 530 lx	478 m/m	506 m/m	522 m/m
FP15-W24DB-L	14W x 1	1.0M / 530 lx	577 m/m	605 m/m	621 m/m
FP20-W24DB-L	20W x 1	1.2M / 520 lx	577 m/m	605 m/m	621 m/m
FP20-W36DB-L	20W x 1	1.2M / 520 lx	669 m/m	697 m/m	713 m/m
FP24-W36DB-L	24W x 1	1.4M / 510 lx	669 m/m	697 m/m	713 m/m
FP30-W36DB-L	14W x 2	1.4M / 530 lx	669 m/m	697 m/m	713 m/m
FP30-W142DB-L	14W x 2	1.4M / 530 lx	658 m/m	686 m/m	702 m/m
FP14-W20DB-L	14W x 1	0.9M / 550 lx	816 m/m	844 m/m	860 m/m
FP20-W20DB-L	20W x 1	1.1M / 560 lx	816 m/m	844 m/m	860 m/m
FP30-W20DB-L	14W x 2	1.4M / 530 lx	816 m/m	844 m/m	860 m/m
FP45-W212DB-L	14W x 3	1.8M / 526 lx	958 m/m	986 m/m	1002 m/m
FP30-W80DB-L	14W x 2	1.4M / 530 lx	872 m/m	900 m/m	916 m/m
FP24-W40DB-L	12W x 2	1.3M / 520 lx	1486 m/m	1514 m/m	1530 m/m
FP30-W40DB-L	32W	1.5M / 510 lx	1486 m/m	1514 m/m	1530 m/m



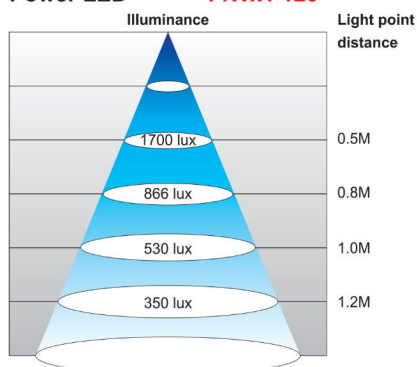
### FP-115 MOUNTING STAND

unit : mm



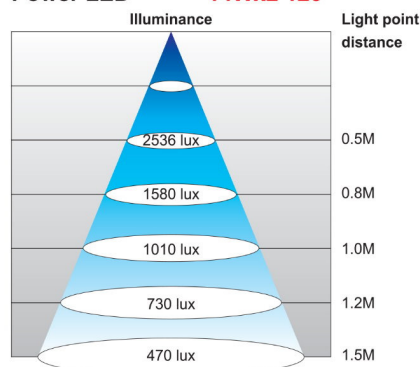
### FP15-W082DB-L

Power LED 14Wx1 120°



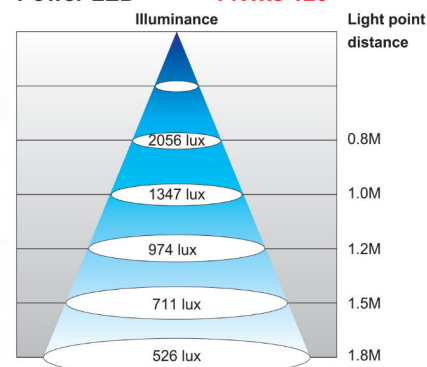
### FP30-W142DB-L

Power LED 14Wx2 120°



### FP45-W212DB-L

Power LED 14Wx3 120°





# LED MACHINE STRIP LIGHT

IP67

**FPP-W-L SERIES** (FPP-W04D/W06D/W08D/W12D/W20D-L , FPP-W06DE/W08DE/W12DE-L)

Various lighting angles to select

40°, 60° and 80°.

Standard lighting angle is 80°



## Feature

- Power of each LED bulb is 2W.
- 3W bulb is available upon request.
- Equipped with a LED driver for directly connecting to voltage of AC power 100V~240V (50Hz/60Hz) with 1.8 meters of cord and plug. (For high voltage)
- Low voltage power AC/DC 24V with 1.8 meters of cord without plug is available.
- LED driver can be externally mounted for increasing LED bulbs.

## Model Identification

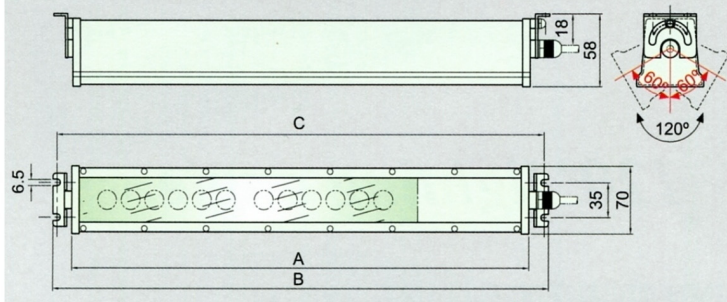
**F P P - W 20 D - L**

Plane	Water-Proof	LED Q'ty 4 6 8 12 20	Built-in LED Driver	LED Light
-------	-------------	-------------------------------------	---------------------	-----------

## DIMENSIONS

Unit:mm

**FPP-W04D / W06D / W08D / W12D / W20D -L**



## LIGHTING ANGLE 80°

Unit:mm

MODEL	A	B	C	LED Q'ty	TRANSPARENT LENS	SAND BLASTED(FOGGY) LENS
FPP-W04D-L	178	220	214	4	500 lm(0.6M)	500 LX (0.5M)
FPP-W06D-L	298	340	334	6	520 lm(0.8M)	520 LX (0.7M)
FPP-W08D-L	298	340	334	8	510 lm(1.0M)	500 LX (0.8M)
FPP-W12D-L	480	522	516	12	540 lm(1.3M)	520 LX (1.0M)
FPP-W20D-L	835	877	871	20	540 lm(1.7M)	530 LX (1.3M)

• The smaller lighting angle, the longer lighting distance.

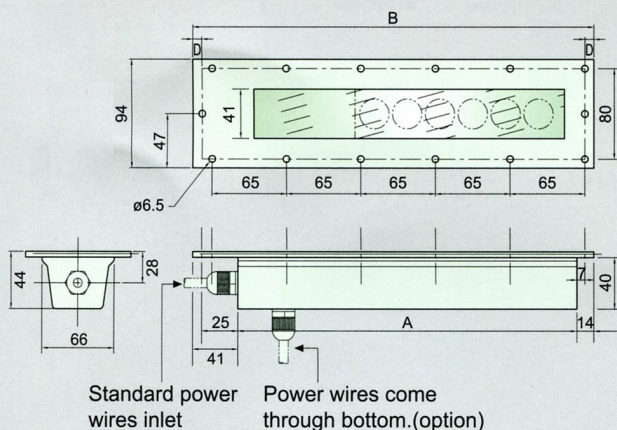
## Feature

- An embedded type LED light.
- Fixed light angle.
- Choice of 40°, 60° or 80° lighting angle.
- Power wires come through bottom.

## DIMENSIONS OF LED LIGHT

Unit:mm


**FPP-W06DE / W08DE / W12DE -L**



## Model Identification

**F P P - W 06 D E - L**

Plane	Water-Proof	LED Q'ty 6 8 12	Driver (Built-in)	Embedded Type	LED Light
-------	-------------	--------------------------	-------------------	---------------	-----------



## LIGHTING ANGLE 80°

Unit:mm

MODEL	A	B	D	LED Q'TY	TRANSPARENT LENS	SAND BLASTED(FOGGY) LENS
FPP-W06DE-L	300	355	7	6	520 lm(0.8M)	520 LX (0.7M)
FPP-W08DE-L	300	355	7	8	510 lm(1.0M)	500 LX (0.8M)
FPP-W12DE-L	482	537	8.5	12	540 lm(1.3M)	520 LX (1.0M)